

What do I need?

A device compatible with Hoopla:



Your Villa Park Library card/Library Pin:



A Wi-Fi or wired internet connection:



Address

305 S. Ardmore Ave.
Villa Park, IL 60181

Phone

630.834.1164

Website

<http://www.vppl.info/>

Check us out on:



hoopla™

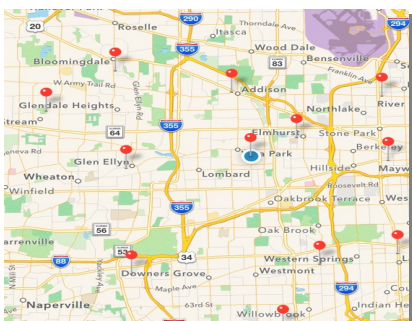
for
Compatible
Devices



Tablets and Smartphones Set-up:

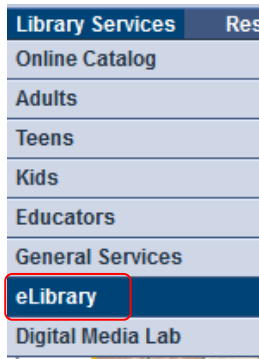
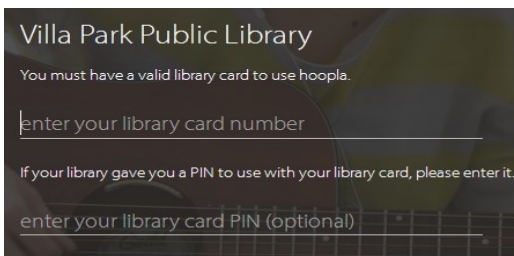
1. Search for and Download the free Hoopla App from the app store.

- Tap 'Sign up' and then next.
- Find your library on the map and tap its red pin.



2. Type in your library card number and pin and press continue.

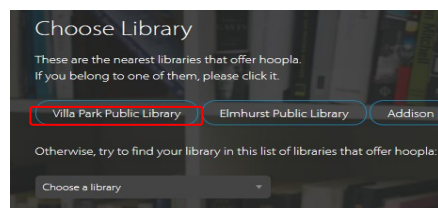
- Type in your email address and create a password.
- After a brief tutorial, Hoopla should be ready to go!



Desktops and Laptops Set-up:

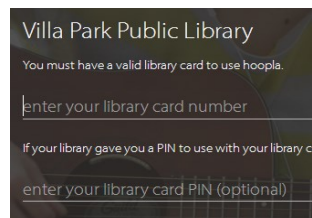
1. Navigate to vppl.info/. Go into the Library Services section and select eLibrary.

In the eLibrary, select Hoopla.



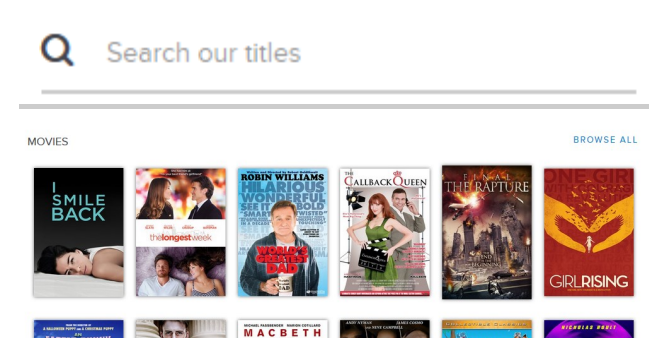
2. Click 'Sign up' and then continue.

- Choose your library and type in your library card number and pin.
- Type in your email address and create a password.
- After a brief tutorial, Hoopla should be ready to go!
- Side Note: a plug-in called Widevine may download onto your web browser to play content.


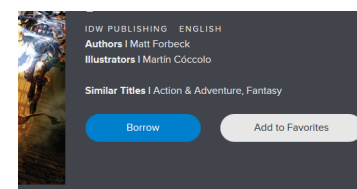


How it Works:

1. You can borrow up to 10 titles per month.
 - You can search for a specific title or genre using the search bar at the top or browse the collection below.



2. To borrow a title, select the cover and then select 'Borrow' on the next page. A title can also be added to a favorites list from this page.



- The borrowed title will then appear at the top of the main page. Select it to watch, listen, or read!

