

What do I need?

An device with an Android
(operating system):



An Android/Google Account:



Your Villa Park Library card/Library Pin:



A Wi-Fi connection:



Address

305 S. Ardmore Ave.
Villa Park, IL 60181

Phone

630.834.1164

Website

<http://www.vppl.info/>

Check us out on:

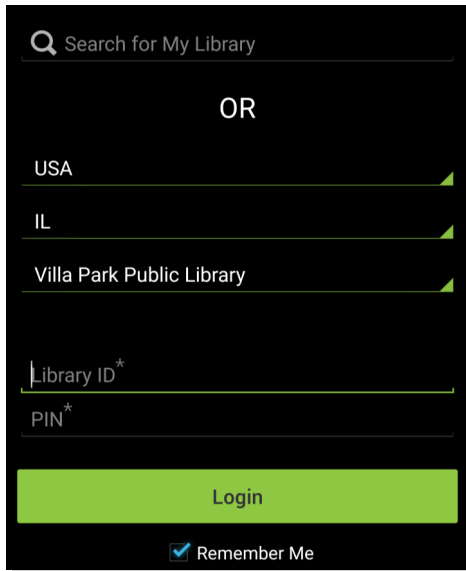


Android Devices

axis360

1. Search for and Download the free Axis 360 App from the Play Store.

- An Axis360 account may be created to authorize the device.

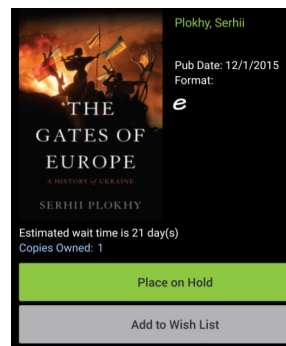
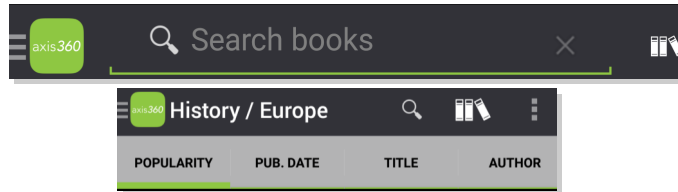


2. Search for the Villa Park Public Library/zip code or input the libraries' info into the boxes along with a library card number and pin.

- If search was chosen, select your library from the list.
- You may be prompted to input your library card number and pin to log into the main site.

3. You can search and browse for materials on Axis 360 by keyword, ISBN, formats, and other special lists.

- You can check-out and place on hold up to 5 titles at any given time. You can checkout materials for 21 days.

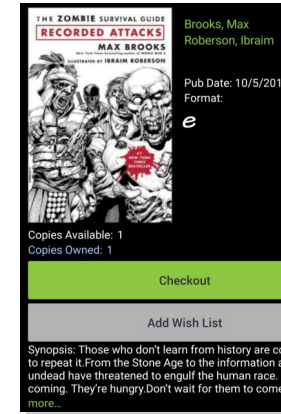


4. Library profiles can be accessed via the Bookshelf icon.

- Select the three dot icon to change account options.

5. Tap on the cover to checkout an item, place it on hold, or find out more info.

- The icon in the top right of the cover displays what format and if it is available at that time.
- 'e' means e-book and the headphones icon means e-audiobook.
- Black means available and grey means the item must be placed on hold. An email address is needed notify when the item is available.



6. You can download a title in Blio, ePub, or PDF formats.

- You can checkout the title later with 'Add to wish List' or immediately with 'Checkout.' Tap checkout on the pop-up when it appears and the title will begin downloading.

7. The e-book or e-audiobook should automatically appear in full screen mode ready to be viewed.

- Downloaded materials can also be found by selecting the Bookshelf icon.
- Materials can also be returned from the Bookshelf by selecting 'Remove.'

